

Centrix Winches

CE2000E Electric Winch



Construction

The CE2000E Electric Winch is designed for maximum borehole depths of 2000m utilising 3/16" cable. It is designed with a small footprint made in a strong steel box construction capable of handling the toughest conditions. The drum is cast aluminium in construction to provide strength whilst reducing weight. A powder coated finish protects the winch from the elements and the unit is virtually maintenance free.

Cable spooling

The CE2000E incorporates an accurate cable laying system using a very effective helical cable guide to automatically lay the cable uniformly and precisely on the drum. Although it is unlikely to be required, a convenient and simple-to-use manual adjuster is provided. The life of the helical shaft is increased through the provision of dust gaiters that provide protection from dust and dirt.

Slip Rings

Slip Rings are utilised on the CE2000E providing reliable, uninterrupted communication between downhole instruments and surface acquisition systems. Two to six way slip rings may be fixed depending on application.

Motor and Controller

The winch is powered by a reliable DC electric motor. It has an enclosed fan cooled motor with 20:1 speed range and positive torque. It has overload protection and a rugged IP65 control enclosure. A 240V variable speed controller ensures smooth control from 1m per minute up to a maximum mid drum speed of 40m per minute.

Depth Measuring

Depth is measured either by an optical depth encoder or an electronic encoder with backup provided by a mechanical depth measurement device - essential on any logging project. The measuring wheel is machine grooved and provides continuous cable contact using a spring loaded pressure wheel combination.

Brake

An operator controlled disk brake provides a positive park or stationary position. The motor is fitted with a 240V brake. A gear box hydraulic brake is also provided for emergency backup.

Warranty

5 years warranty on the frame and one year on all other components



CE2000E Electric Winch

DIMENSIONS

Length 830mm
Height 762mm
Width 825mm

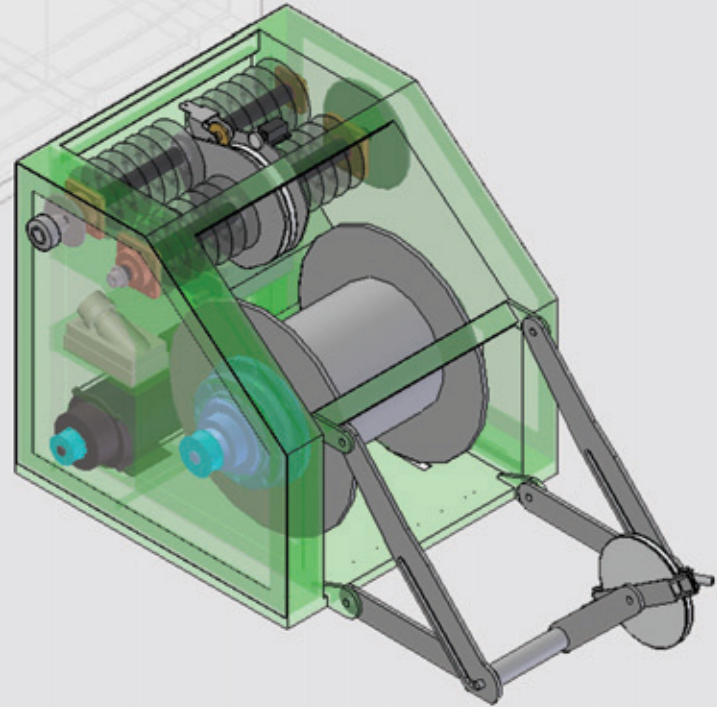
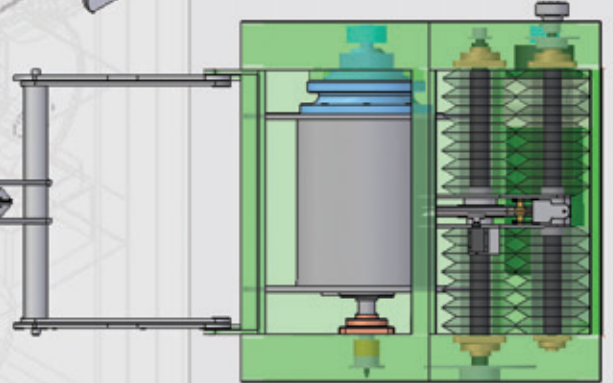
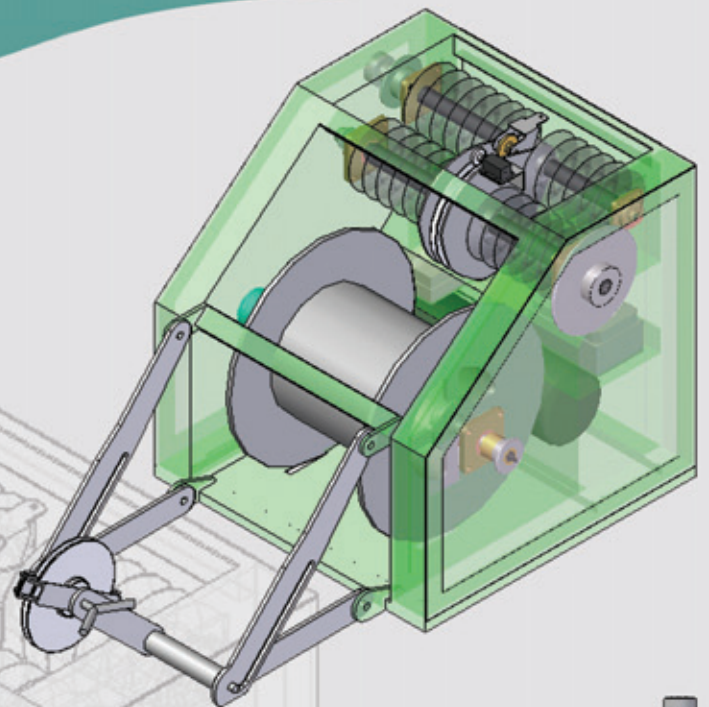
CABLE CAPACITY

Length 2000m
Diameter 3/16"

Weight 320kg / 545kg with cable
Speed of Drum 40m/min maximum
Tool Capacity 40kg

FEATURES

- Heavy duty construction
- DC electric motor
- Variable speed controller
- Hydraulic brake safety system
- 0 - 40m/min cable speed
- Auto cable spooling with manual override
- Dust gaiters protect cable guide shaft
- Mechanical and electronic depth counter
- Integrated gearbox and multidisk brake
- Six way slip ring or two way slip ring
- Aluminium drum construction
- 240V Power Supply



Centrix

Address: 24 Adams Drive
Welshpool WA 6106

Phone: +61 (08) 9486 2500

Fax: +61 (08) 9486 2501

Email: admin@centrixgroup.com.au

Website: www.centrixgroup.com.au